

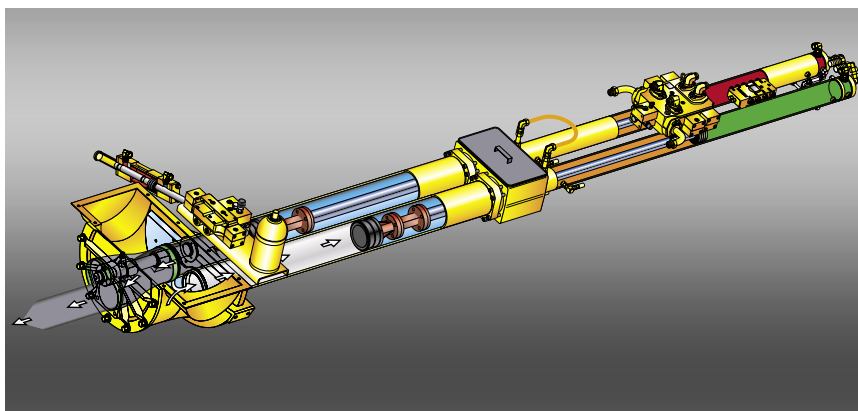
# S 52 SX / S 55 SX

Truck-Mounted concrete  
pump with RZ5 placing boom



## BRINGING THE WORLD A BETTER Z BOOM

A combination of the best characteristics of an Overhead Roll and Fold™ and Z boom sets the standard for versatility.



This open loop **Generation 3** all-hydraulic concrete pump sets the standard for fuel-efficiency, reliability and performance. Twin circuit hydraulics combine with the longest stroking pumping cylinders in the industry for a smooth, continuous flow of concrete which also translates to longer boom life. **Big Rock Valve** is designed to pump the harshest mixes and provide the lowest per yard operating costs.



Patented **Vector Controls** allow two-way communication between pump and operator. Critical real-time operating data is displayed at the remote box and stored in the controller for easy retrieval.



The S 52 SX arrives with as much impact as the first KVM 52 - a revolution in long booms that resulted in worldwide popularity. Expect nothing less from this new Schwing RZ5 boom that combines the best characteristics of an Overhead Roll and Fold™ and a Z in a five-section boom. And you can gain an extra six feet of boom reach with the S 55 SX that features a longer tip section.

Leave it to Schwing to put the “Z” where it offers the most advantages – at the tip. The 270-degree articulation of the tip section means maximum versatility especially when combined with the main section’s 180 degrees of working range. Operators will use the Schwing Overhead Roll and Fold™ feature that allows the main section to be tilted away from the pour while the tip section is maneuvered over and under obstacles to reach further into buildings than ever before. With 990 degrees of total articulation, operators can reach up to the 170’ 7” vertically with the S 52 SX and 176’7” vertically with the S 55 SX. When pumping slabs and deck pours reach out 158’2” (S 52 SX) or up to 164’2” (S 55 SX) to maximize productivity from one set-up.

Get the best return on your concrete pump investment by getting more from your long boom. Use the RZ5 on commercial buildings, bridge decks and industrial projects and realize the highest utilization imaginable with a new boom style that continues Schwing’s leadership in concrete pumping technology.



*Continuing the Schwing tradition of low maintenance and long service life, the standard **auto-greaser** keeps boom and Rock Valve™ properly lubricated.*



***Super X outriggers** are a Schwing exclusive providing maximum stability with the smallest footprint. These telescopic, single-stage outriggers set-up fast and don’t extend in front of the cab for maximum horizontal boom reach.*



Only one manufacturer can supply the Schwing experience.

Thousands of our customers form a backdrop of success that you can join by letting us spec the right piece of equipment for your needs. Six company stores with technicians and parts placed strategically across the country provide service expertise as close as your phone. And a select group of knowledgeable dealers provides another layer of invaluable experience. You and your staff will be welcomed into our dedicated training facility to learn how to extract the maximum profitability from your Schwing. And your investment is backed by the exclusive Green Shield warranty that can be extended to an industry-leading three years.

Generations of successful owners have chosen the Schwing experience. As a third generation family-owned company we understand how important quality equipment is to your business and how important your business is to us.



*More than 400,000 square feet are devoted to producing the highest quality concrete equipment at our [White Bear, Minnesota](#) plant. From close inspection of incoming materials to forming our products with the latest robotic welding techniques, Schwing takes craftsmanship to the highest standards. Our state-of-the-art paint facility produces finished products you will be proud to put your name on. In addition, a vast inventory of parts are on hand to keep your Schwing product running at maximum efficiency. Please schedule a visit to this modern facility located minutes north of Minneapolis/St. Paul to see our long-term commitment to the market.*

# SPECIFICATIONS

## Pump Kit on S 52 SX / S 55 SX

	2525H-6 120/85 MPS	
	U.S.	Metric
Theor. Concrete Output Per Hour (cubic yards - cubic meters)	213	163
Maximum Pressure on Concrete (psi - bar)	1169	81
Maximum Strokes Per Minute	22	22
Pump Cylinder Diameter (in. - mm)	10	250
Pump Cylinder Stroke Length (in. - mm)	98	2500
Differential Cylinder Size (in. - mm)	4.7	120
Maximum Aggregate Size (in. - mm)	2.5	63.5

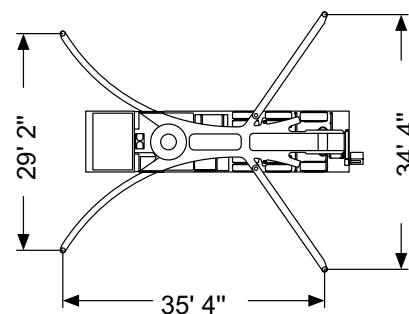
## Boom Specifications

	S 52 SX / S 55 SX	
	U.S.	Metric
Pipeline Diameter (in. - mm)	5 / 4.5	125 / 112
Vertical Reach (ft.-in. - m)	170-7 / 178-8	52 / 54.5
Horizontal Reach (ft.-in. - m)	158 / 166-1	48.2 / 50.6
Net Horizontal Reach (ft. - m)	146 / 154	44.5 / 47
Unfolding Height (ft.-in. - m)	38-2 / 38-2	11.7 / 11.7

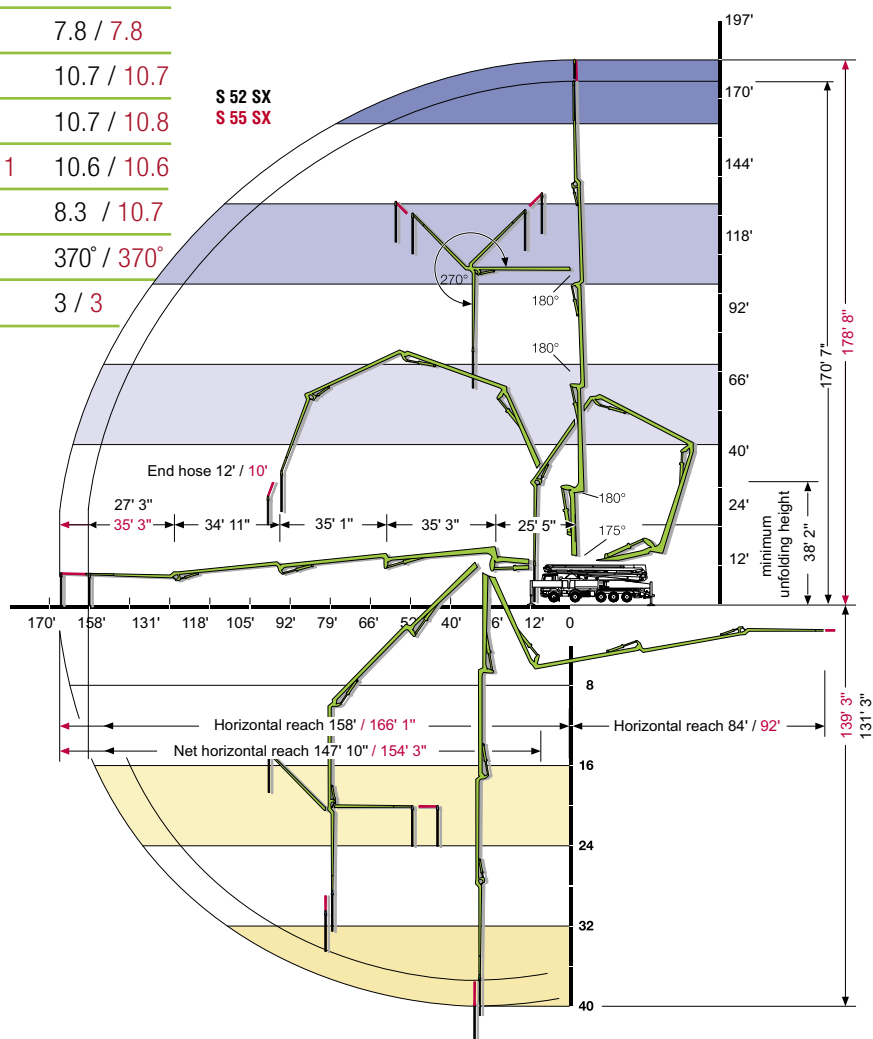
## Section Lengths

First Section (ft.-in. - m)	25-5 / 25-5	7.8 / 7.8
Second Section (ft.-in. - m)	35-3 / 35-3	10.7 / 10.7
Third Section (ft.-in. - m)	35-1 / 35-1	10.7 / 10.8
Fourth Section (ft.-in. - m)	34-11 / 34-11	10.6 / 10.6
Fifth Section (ft.-in. - m)	27-3 / 35-3	8.3 / 10.7
Slewing Range (degrees)	370° / 370°	370° / 370°
End hose length (ft. - m)	10 / 10	3 / 3

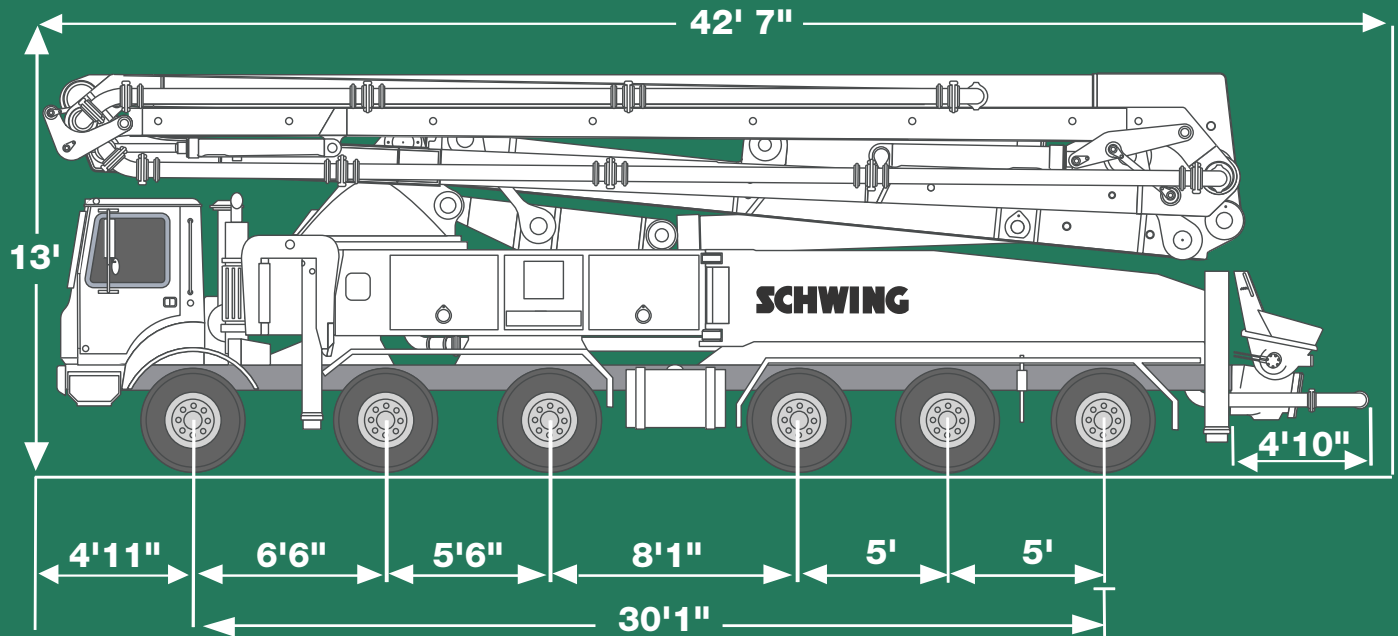
Specifications are subject to change without prior notice.



**RZ5**



S 52 SX / S 55 SX (Dimensions shown apply to Mack truck mounted units and may vary unit to unit or for other makes and models of trucks.)



## SCHWING-STETTER MOVES CONCRETE. **WORLDWIDE.**

Wherever concrete is produced and moved is where you will find Schwing-Stetter machinery.

With plants in Germany, Austria, USA, Brazil, Russia, China and India as well as with more than 100 sales and service facilities, the group of companies is always close to the customer.

Our wide range of products with something for every application is what makes Schwing-Stetter the No. 1 system supplier for concrete machinery worldwide.



CONCRETE  
BATCHING PLANTS



TRUCK  
MIXERS



TRUCK-MOUNTED  
CONCRETE PUMPS



STATIONARY  
CONCRETE PUMPS



SEPARATE  
PLACING BOOMS



CONCRETE  
RECYCLERS

11/08 - 3M



5900 Centerville Road | St. Paul, MN 55127 | TEL 1-888-SCHWING  
FAX 651-429-3464 | [www.schwing.com](http://www.schwing.com)